

Houston Montessori Center

Houston Montessori Center
951 Palisade St
Hayward, CA 94542
713 465 7670
houstonmontessoricenter.org

School Performance Fact Sheet 2015 & 2016 Calendar Years Secondary I-II – 2015 No Secondary I – II Secondary I-II – July 2016 – July 2018

On-Time Completion Rates

Calendar Year	Number of Students Who Began Program	Students Available for Graduation	Number of On Time Graduates	On- Time Completion Rate
2015	0	0	0	0
2016	17	NA	NA	NA

Student Initials _____ Date _____

Initial only after you have had sufficient time to read and understand the information

Job Placement Rates (include data for the two calendar years prior to reporting)

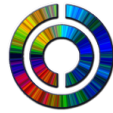
Calendar Year	Number of Students Who Began Program	Number of Graduates	Graduates Available for Employment	Graduates Employed in the Field	Placement Rate % Employed in the Field
2015	NA	NA	NA	NA	NA
2016	17	NA	NA	NA	NA

You may obtain from the institution a list of the employment positions determined to be in the field for which a student received education and training. AMS Secondary I-II teacher, found at houstonmontessoricenter.org, amshq.org

Gainfully Employed Categories (include data for the two calendar years prior to reporting)

Part Time vs Full-Time Employment

Calendar Year	Graduates Employed in the Field 20 – 29 hours a week	Graduates Employed in the Field at least 30 hours a week	Total Graduates in the Field
2015	NA	NA	NA
2016	NA	NA	NA



Houston Montessori Center

Houston Montessori Center
951 Palisade St
Hayward, CA 94542
713 465 7670
houstonmontessoricenter.org

Single Position vs. Concurrent Aggregated Position

Calendar Year	Graduates Employed in the Field in a Single Position	Graduates Employed in the Field in Concurrent Aggregated Positions	Total Graduates in the Field
2015	NA	NA	NA
2016	NA	NA	NA

Self-Employed / Freelance Positions

NA	Graduates Employed who are Self-Employed or Working Freelance	Total Graduates in the Field
2015	NA	NA
2016	NA	NA

Institutional Employment

Calendar Year	Graduates Employed in the Field who are Employed by the Institution, an Employer Owned by the Institution, or an Employer who Shares Ownership with the Institution.	Total Graduates in the Field
2015	NA	NA
2016	NA	NA

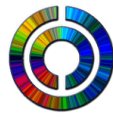
Student Initials _____ Date _____

Initial only after you have had sufficient time to read and understand the information

If the majority of graduates from this program obtain jobs in self-employment or freelance work add:

This program may result in freelance or self-employment.

- The work available to graduates of this program is usually for freelance or self-employment.
- This type of work may not be consistent.
- The period of employment can range from one day to weeks to several months.
- Hours worked in a day or week may be more or less than the traditional 8-hour work day or 40 hour work week.
- You can expect to spend unpaid time expanding your networks, advertising, promoting your services, or honing your skills.



Houston Montessori Center

Houston Montessori Center
951 Palisade St
Hayward, CA 94542
713 465 7670
houstonmontessoricenter.org

- Once graduates begin to work freelance or are self-employed, they will be asked to provide documentation that they are employed as such so that they may be counted as placed for our job placement records.
- Students initialing this disclosure understand that either a majority or all of this school’s graduates are employed in this manner and understand what comprises this work style.

This program does NOT obtain jobs in self-employment or freelance work

Student Initials _____ Date _____

Initial only after you have had sufficient time to read and understand the information

License Examination Passage Rates (includes data for the two calendar years prior to reporting)

First Available Exam	Exam Date Results Announced	Number of Graduates	Number of Graduates Taking Exam	Number Who Passed Exam	Number Who Failed Exam	Passage Rate
2015	NA	NA	NA	NA	NA	NA
2016	NA	NA	NA	NA	NA	NA

License Examination Passage Rates (continually administered examinations)

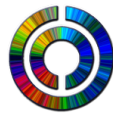
Calendar Year	Number of Students Taking Exam	Number Who Passed First Exam Taken	Number Who Failed First Exam Taken	Passage Rate
2015	NA	NA	NA	NA
2016	NA	NA	NA	NA

Licensure examination passage data is not available from the state agency administering the examination. We are unable to collect data from # graduates.

This program does not require license exams.

Student Initials _____ Date _____

Initial only after you have had sufficient time to read and understand the information



Houston Montessori Center

Houston Montessori Center
951 Palisade St
Hayward, CA 94542
713 465 7670
houstonmontessoricenter.org

Salary and Wage Information (includes data for the two calendar years prior to reporting)

NA	Graduates Available for Employment	Graduates Employed in Field	Annual Salary and Wages Reported Graduates Employed in the Field				
				\$45,000 - \$55,000	\$55,000 - \$65,000		Students not Reporting
2015	NA	NA	NA	NA	NA	NA	NA
2016	NA	NA	NA	NA	NA	NA	NA

Students are entitled to a list of the objective sources of information used to substantiate the salary disclosure. To obtain this list, please ask an institutional representative where to view this list.

Cost of Educational Program

Total charges for the program for students completing on-time in 2016: \$10,000
Additional charges may be incurred if the program is not completed on-time.

Student Initials _____ Date _____

Initial only after you have had sufficient time to read and understand the information

Federal Student Loan

Houston Montessori Center is eligible, but chooses not to participate in federal student aid programs. Therefore, students who attend this institution do not have federal student loans.

Student Initials _____ Date _____

Initial only after you have had sufficient time to read and understand the information

This fact sheet is filed with the Bureau for Private Postsecondary Education. Regardless of any information you may have relating to completion rates, placement rates, starting salaries, or license exam passage rates, this fact sheet contains the information as calculated pursuant to state law.

Any questions a student may have regarding this fact sheet that have not been satisfactorily answered by the institution may be directed to the Bureau for Private Postsecondary Education at 2535 Capitol Oaks Drive, Suite 400, Sacramento, CA 95833, www.bppe.ca.gov, toll-free telephone number (888) 370-7589 or by fax (916) 263-1897.

Student Name - Print

Student Signature

Date

School Official

Date

Definitions

- “Number of Students Who Began the Program” means the number of students who began a program who were scheduled to complete the program within 100% of the published program length within the reporting calendar year and excludes all students who cancelled during the cancellation period.
- “Students Available for Graduation” is the number of students who began the program minus the number of students who have died, been incarcerated, or been called to active military duty.
- “Number of On-time Graduates” is the number of students who completed the program within 100% of the published program length within the reporting calendar year.
- “On-time Completion Rate” is the number of on-time graduates divided by the number of students available for graduation.
- “150% Graduates” is the number of students who completed the program within 150% of the program length (includes on-time graduates).
- “150% Completion Rate” is the number of students who completed the program in the reported calendar year within 150% of the published program length, including on-time graduates, divided by the number of students available for graduation.
- “Graduates Available for Employment” means the number of graduates minus the number of graduates unavailable for employment.
- “Graduates Unavailable for Employment” means the graduates who, after graduation, die, become incarcerated, are called to active military duty, are international students that leave the United States or do not have a visa allowing employment in the United States, or are continuing their education in an accredited or bureau-approved postsecondary institution.
- “Graduates Employed in the Field” means graduates who beginning within six months after a student completes the applicable educational program are gainfully employed, whose employment has been reported, and for whom the institution has documented verification of employment. For occupations for which the state requires passing an examination, the six months period begins after the announcement of the examination results for the first examination available after a student completes an applicable educational program.
- “Placement Rate Employed in the Field” is calculated by dividing the number of graduates gainfully employed in the field by the number of graduates available for employment.
- “Number of Graduates Taking Exam” is the number of graduates who took the first available exam in the reported calendar year.
- “First Available Exam Date” is the date for the first available exam after a student completed a program.
- “Passage Rate” is calculated by dividing the number of graduates who passed the exam by the number of graduates who took the reported licensing exam.
- “Number Who Passed First Available Exam” is the number of graduates who took and passed the first available licensing exam after completing the program.
- “Salary” is as reported by graduate or graduate’s employer.
- “No Salary Information Reported” is the number of graduates for whom, after making reasonable attempts, the school was not able to obtain salary information.